


# METAL FRAMING

BUILDING BIM TOGETHER

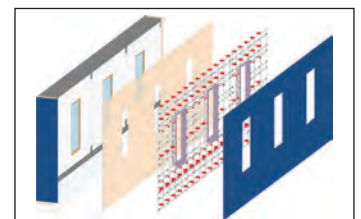
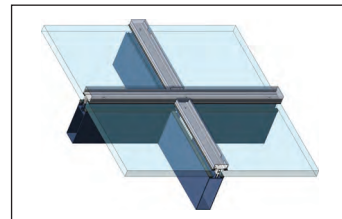
[www.agacad.com](http://www.agacad.com)



## THE ONLY TRUE BIM SOFTWARE FOR TOTAL-PRECISION FRAMING OF METAL CONSTRUCTIONS IN REVIT®

### DESIGN - ANALYSIS - DOCUMENTATION - FABRICATION - CONSTRUCTION

- FRAMING, INSULATION, SHEATHING, PANELING AND OTHER LAYERS
- EASY CUSTOMIZATION OF FRAMING OPENINGS - headers, sill plates, king studs, etc., incl. joined openings
- AUTOMATED DISTRIBUTION of structural connectors, fasteners, fastening systems, anchors, etc.
- CURTAIN WALLS & PANELS - detailed mullions, insulators, glass holders, gaskets, connections, water drainage and other parts
- VENTILATED FACADES - panels, insulation, detailed profiles, fasteners, connectors and other details
- SHOP DRAWINGS & CUT LISTS - dimensions, schedules, material take-offs, sheets
- CNC OUTPUT - export to any CNC machine and CAD/CAM production line



# METAL FRAMING

## THE DEFINITIVE SOLUTION FOR METAL FRAMING WITH REVIT®

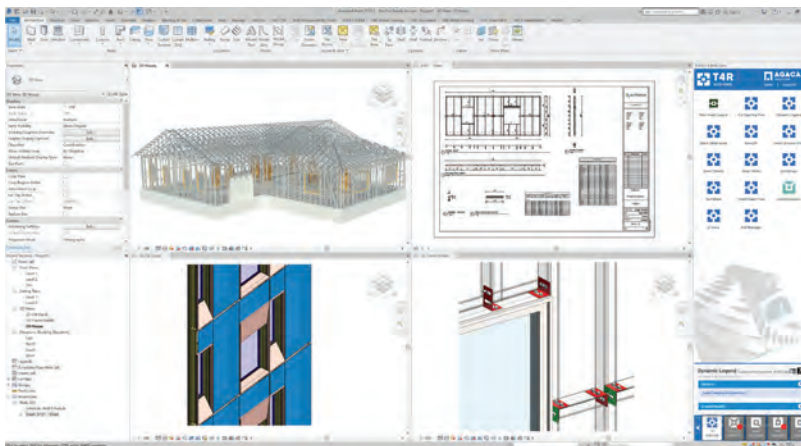
Top Revit users call AGACAD's **Metal Framing** software the most powerful and flexible BIM software on the market for constructions with single or multilayer metal-frame walls, floors and roofs. That includes prefabricated panels, rafters and trusses, and robust solutions for detailed curtain wall or ventilated facade designs.

AUTODESK  
REVIT  
Compatible



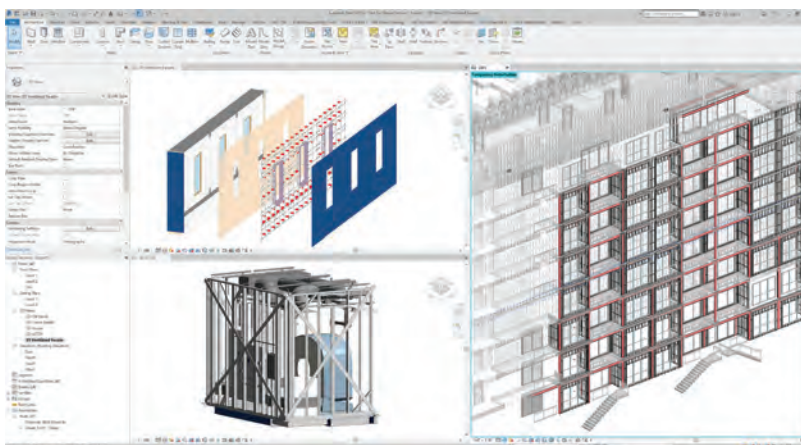
Advanced automation and built-in best practices help BIM professionals make optimal choices, move much faster, and avoid errors at every stage – from design and documentation to fabrication and construction.

It's easy to quickly batch-add, modify or mark the right elements or parameters, distribute details, flexibly manage openings and connections, and find clashes. Frames dynamically update and adapt, ensuring that shop drawings and cut lists are always accurate.



### DESIGN

MF Suite is ideal for modelling residential facilities and commercial multistory buildings accurately and efficiently. The Multi-Framing feature for copying and updating framing elements and documentation for identical walls, floors and roofs radically reduces the time needed to model large-scale projects. Analytical lines of individual panel frames are inter-connected and aligned in the same plane and can be exported to structural analysis software for further processing to create a full analytical model.



### INTEGRATE

Coordination of BIM teams is greatly enhanced by integrating MF Suite with the Cut Opening BIM Solution, which identifies structural and engineering clashes throughout a Revit® model and creates openings and inserts fire safety components for all MEP services and building structures at the relevant intersections.

### FABRICATE

Frames created with MF Suite may be exported for production to Howick, Metrol or various other CNC machines or CAD/CAM production lines. Optional CNC export is a major plus for workflow integration, as it eliminates duplicate work and reduces the margin of error.

# CHOOSE THE FULL SOLUTION SUITE OR SEPARATE MODULES




Metal Framing Wall makes framing metal walls fast and easy with real-time full project updates in Revit®. Plus it generates views with automatic dimensions for wall panels or segments as well as accurate bills of materials and shop drawings. So quality production and accurate assembly on site are ensured.



Metal Framing Floor makes framing metal floors fast and easy with real-time full project updates in Revit®. Plus it generates views with automatic dimensions for floor panels or segments as well as accurate bills of materials and shop drawings. So quality production and accurate assembly on site are ensured.



Metal Framing Roof lets Revit® users instantly create metal truss and/or rafter systems of any shape or complexity, perform structural analysis, and generate custom shop drawings. It gives a powerful boost to your BIM workflow. Functions are versatile, parameters easy to control, and changes occur in real time. No more drafting – just design and decide, knowing you'll get a high-quality model.



Curtain Walls & Panels enables quick and easy framing of architectural curtain walls or curtain panels in Revit® with real-time full project updates. That ensures you'll get accurate bills of materials and builders work drawings, and accurate on-site assembly thanks to BIM-to-Field features.



Ventilated Facades software makes it quick and easy to design ventilated facades in Revit® with highly detailed elements and real-time full project updates. That ensures you'll get accurate bills of materials and builders work drawings, and accurate on-site assembly thanks to BIM-to-Field features.

# IDEAL FOR ARCHITECTS, STRUCTURAL ENGINEERS, AND MANUFACTURERS OF LIGHTWEIGHT STEEL HOUSES OR OTHER METAL FRAME CONSTRUCTIONS.

Greater efficiency, bigger BIM benefits and ease of customization in:  
**DESIGN – ANALYSIS – DOCUMENTATION – FABRICATION – CONSTRUCTION**

*"AGA CAD's framing solutions are simple to use and can be very helpful. They save a lot of time creating framing plans with immediate generation of take-offs."*

Francisco Contreras Chaves, CEO and Architect, CINCO (Chile)

*"Rafter+ and Truss+ are pretty much perfect for my needs; they quite quickly frame the whole roof. That's very good indeed. The tools are robust and don't cause any problems in Revit itself."*

Ian Kidston, Owner, All Extension Design Service (Australia)

*"This software saves me 10% to 40% of my working time, depending on the model's complexity. These are the most useful Revit extensions I've seen. Others that I've tried didn't help much."*

Heiner Dillmann, Owner, Müller & Neumeister (South Africa)

*"The Metal Framing Truss+ add-on allows us to be more accurate in our work, while utilizing the same truss modeling capabilities of Wood Framing Truss+ RT. Wood Framing Truss+ RT allows us to model almost any type of truss, any configuration. It's intuitive and innovative and has saved us quite a bit of time, especially in the revising and updating of roofs. Overall, AGACAD's Wood & Metal Framing Suite is a great solution for anyone working in Revit who is looking for a more comprehensive, efficient and intuitive system for modeling roof structures. It has given substance to our models, which is extremely beneficial to our clients."*

George Aslanidis, Senior CAD & BIM Technician for Structural Engineering, Thorson Baker + Associates, Inc. (TBA)  
(United States, Puerto Rico, Canada)

*"I needed a program that could do a lot, and AGACAD was able to show me how Wall+ does just about everything I asked. That was enough to convince me that Wall+ is the best Revit add-in for panelization, knowing AGACAD would listen to my needs and*

*actually develop the program to meet them... at an impressive timeline too! We often use unique and custom details to improve productivity or make a difficult spot in a building easier for all trades to build. It used to be difficult, if not impossible, to create those details and communicate them clearly. Wall+ and the team behind it gave us more confidence in our ability to create unique and custom panel shop drawings."*

Chandel Ninmann, Virtual Design/Construction Specialist, UBS (USA)

*"Framing and panelling became much faster with the AGACAD software, especially due to the ability to save configurations and the automated processes for creating shop drawings and schedules. I don't have to do all the repetitive tasks anymore. Now I can deliver BIM models, shop drawings and schedules in a shorter period. I can work much faster and because of that I can offer more competitive project pricing."*

Awan Mikael, Proprietor, A-BET (The Netherlands)

*"We downloaded the software and made some great progress in a very short time. I've never experienced such great support, both quick and professional."*

Johannes Swensson, JPS Konsult (Sweden)

*"It's the lifeblood of our off-site prefabrication and module-building practices, reducing labour costs while increasing accuracy. Combining the advantages of synchronicity and technology for performing multiple tasks throughout a model all at once, with at the same time also being able to control the individual components, sections, properties. Also, not being limited to detail for just one type of CNC production roll former."*

Stephen Mezes, Managing Director, Bela Design Building (Australia)

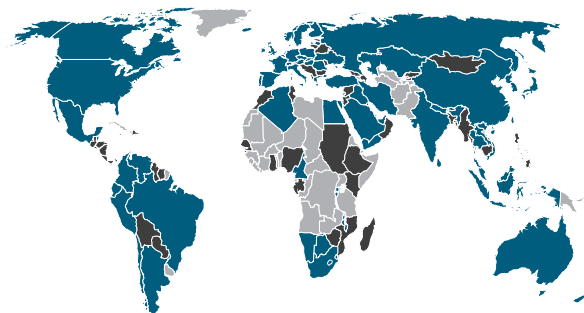


BUILDING BIM TOGETHER

AGACAD is the developer of the world's widest range of true BIM software for Revit® professionals. Our solutions – with 13,000+ users in 130 countries – share top practitioners' insights and automate best practices in a spirit of 'Building BIM Together'.

The focus is on three areas – BIM Content Management & Classification, BIM for Prefabrication Construction, and

Digital Asset Inventories & BIM for Facility Management – with advanced technologies for the design of wood structures (including CLT, SIPs, and heavy-timber framing), metal structures (including ventilated facades and curtain walls and panels), precast concrete, hangers and supports, MEP openings, and sprinklers, and for BIM data management.



**CALL OR WRITE TODAY TO GET A QUOTE**

T: +370 618 55 671 | E: info@agacad.com

**START YOUR FREE TRIAL AT** [www.agacad.com](http://www.agacad.com)

**>13,000** clients in  
**>130** countries